















mambo modular cervical plate system

Locking nut	CS 1851-08		0140525360085200
Reposition tool adjuster	CS 1852		0140525360085378
Reposition pin nutdriver	CS 1853		0140525360085446
Measuring lever	CS 1854-01		0140525360085682
Handle for measuring lever	CS 1854-02		0140525360085750
Plate bender	CS 1855		0140525360085828
Handle for plate holder	CS 1856-01		0140525360086054
Pusher	CS 1856-02		0140525360086122
Pusher button	CS 1856-03		0140525360086290
Handle for pin inserter	CS 1857-01		0140525360086436
Holding sleeve for pin inserter	CS 1857-02		0140525360086672
Temporary fixation pin	CS 1858		0140525360086818
Awl	CS 1860-01		0140525360087044
Sleeve for awl	CS 1860-02		0140525360087112
Double drill jig	CS 1861		0140525360087280
Depth adjuster	CS 1861-01		0140525360087358

mambo modular cervical plate system

Single drill jig	CS 1862		0140525360087426
Drill	CS 1863		0140525360087594
AO-Handle	CS 1863-01		0140525360087662
Screwdriver torx 15	CS 1864-01		0140525360087808
Holding sleeve for screwdriver torx 15	CS 1864-02		0140525360087976
Counter holder	CS 1865		0140525360088102
Screwdriver torx 8	CS 1867		0140525360088270
Distance clamp Instrument	CS 1868		0140525360088348
Shaft torx 8 AO-coupling	CS 7132		0140525361237110
Torque handle 2.5 Nm Quarter-inch coupling	CS 7134		0140525361237288