

neon³[®]

universal OCT spinal stabilization

100 Years

Over A Century Of Innovation



Ulrich
medical USA

System

- Universal system for posterior stabilization
- Options for occiput to the upper thoracic spine in one system
- Multiple screw and occipital plate options for a variety of procedural needs
- Polyaxial, cannulated, non-cannulated, favored angle, and thoracic screws available
- Atlas claw and occipital plates available
- Navigation instrumentation available in set

Implant Options

- 4.0mm titanium alloy and CoCr rods available
- Rods are available in straight, curved, 90° prebent and hinged styles
- Lateral mass screws available in multiple diameters
- Transarticular C1/C2 instrumentation
- Transpedicular instrumentation for C2 to thoracic spine
- Translaminar instrumentation



Indications

neon³ is intended to provide immobilization and stabilization of spinal segments as an adjunct to fusion for the following acute and chronic instabilities of the craniocervical junction, cervical spine (C1 to C7) and the thoracic spine (T1 to T3): traumatic spinal fractures and/or traumatic dislocations; instability or deformity; failed previous fusions (e.g., pseudarthrosis); tumors involving the cervical/thoracic spine; and degenerative disease, including intractable radiculopathy and/or myelopathy, neck and/or arm pain of discogenic origin as confirmed by radiographic studies, and degenerative disease of the facets with instability. neon³ is also intended to restore the integrity of the spinal column even in the absence of fusion for a limited time period in patients with advanced stage tumors involving the cervical spine in whom life expectancy is of insufficient duration to permit achievement of fusion.

Advantages

Implants

- Cannulated screws assist with screw placement
- Trocar system for the introduction of the screws
- Screw diameters from 3.5mm to 5.5mm
- Screw lengths from 10mm to 55mm
- 4.0mm diameter rod for added stability
- Favored angle screw options up to 55°
- Lateral mass screw head polyaxial movement up to +/- 48°
- Unique set screw design to minimize splaying and improve stability

Instruments


- Navigation options available in standard sets
- Color coded implants and instruments for ease of use
- Open and percutaneous approach options available
- Easy to use drill guide with simple depth adjustment



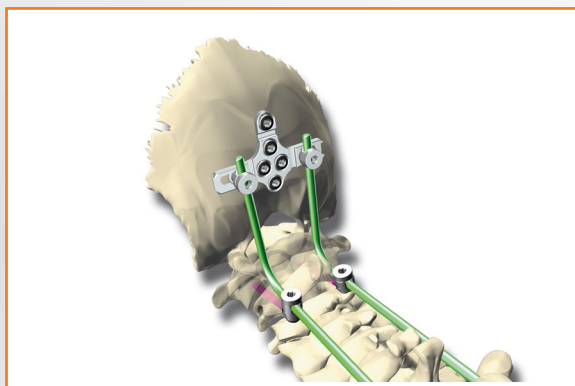
Cannulated screws available for placement and positioning of screws



Uniquely designed low profile locking screw captures the outside of the tulip to improve overall construct stability and minimize splaying



Cannulated fenestrated thoracic screws available in set



Implant options for OC stabilization available



MIS C1-C2 transarticular procedure option available

Components

Implants

Product Number

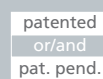
Screw , Ø 3.5mm, lengths 10mm – 28mm, non-cannulated	CS 3902-35-10 to -28
Screw , Ø 4.0mm, lengths 10mm – 20mm, non-cannulated	CS 3903-40-10 to -20
Screw, long shaft, cannulated , Ø 4.0mm, lengths 26mm – 40mm	CS 3904-40-26 to -40
Screw, cannulated , Ø 4.0mm, lengths 20mm – 36mm	CS 3905-40-20 to -36
Screw, cannulated , favored angle medial, Ø 4.0mm, lengths 20mm – 36mm	CS 3906-40-20 to -36
Screw, cannulated , Ø 4.5mm, lengths 25mm – 50mm	CS 3907-45-25 to -50
Screw, cannulated , Ø 5.5mm, lengths 25mm – 55mm, fenestrated	CS 3907-55-25 to -55
Screw, cannulated , favored angle cranial, Ø 4.0mm, lengths 34mm – 50mm	CS 3909-40-34 to -50
Locking screw	CS 3901-01
Rod, titanium alloy , Ø 4.0mm, lengths 20mm – 200mm	CS 3910-020 to -200
Rod, titanium alloy , Ø 4.0mm, length 240mm, with hex end	CS 3910-240
Rod, CoCr , Ø 4.0mm, length 240mm, with hex end	CS 3911-240
Rod, titanium alloy , Ø 4.0mm, curved, lengths 25mm – 120mm	CS 3910-01-025 to -120
Occipital plate , lateral, with rod	CS 3913-05
Occipital plate , midline, 47mm, for rod, Ø 4.0mm	CS 3913-08
Occipital plate , midline, 57mm, for rod, Ø 4.0mm	CS 3913-09
OC-rod , hinged, titanium alloy, Ø 4.0mm	CS 3913-10
OC-rod , titanium alloy, Ø 4.0mm, 90° curved, length 300mm (100/200mm)	CS 3913-40-05
Occipital screw , Ø 5.0mm, length 6mm - 16mm, self-tapping	CS 3914-50-06 to -16
Rod , for Atlas Claw 4.0mm	CS 3915-01
Counter hooks , for Atlas Claw 4.0mm	CS 3915-02, -03
Hooks	CS 3916-01, -02, -03, -04
Cable connector	CS 3918-01
Crosslink , rod to rod, S, M, L	CS 3917-05 to -07
Crosslink , screw to screw, S, M, L	CS 3917-08 to -10
Rod-rod-connector , cervico-thoracic, axial, parallel	CS 3919-01, -02
Offset connector , square	CS 3918-02-02
Offset connector , square, long	CS 3918-02-03
Offset connector , parallel, right, lengths 7 – 20mm	CS 3918-06-07 to -20
Offset connector , parallel, left, lengths 7 – 20mm	CS 3918-07-07 to -20

100 Years

Over A Century Of Innovation



18221 Edison Avenue, Chesterfield, MO 63005
 Phone: 866.519.0268 | Fax: 636.519.0271
www.ulrichmedicalusa.com
 IFU: www.ifu.ulrichmedical.com



World Headquarters
ulrich medical®
 Buchbrunnweg 12
 89081 Ulm, Germany

